


# Isuzu Diesel Engines



## 4LE1T

Generator: 41 HP @ 1800 RPM

Industrial Drive: 62 HP @ 2500 RPM


### Standard features:

- U.S. EPA Tier 4 Interim
- Displacement: 2.2 L
- Turbo charged with cooled EGR
- Peak torque: 136.0 LB/FT @ 1800 RPM
- Fuel consumption: .415 LB/HP-HR
- Flywheel housing: SAE 4 & 5
- Electric & self-priming fuel lift pump
- 12V and 24V available
- Glow plug starting aid
- High angularity oil pan
- 250-hour service intervals
- 5-year / 5,000-hour warranty

The power behind it all.

**ISUZU**  
DIESEL

# Isuzu Diesel Engines



## 4LE1T

Generator: 41 HP @ 1800 RPM

Industrial Drive: 62 HP @ 2500 RPM

### Standard features:


---

- U.S. EPA Tier 4 Interim
- Displacement: 2.2 L
- Turbo charged with cooled EGR
- Peak torque: 136.0 LB/FT @ 1800 RPM
- Fuel consumption: .415 LB/HP-HR
- Flywheel housing: SAE 4 & 5
- Electric & self-priming fuel lift pump
- 12V and 24V available
- Glow plug starting aid
- High angularity oil pan
- 250-hour service intervals
- 5-year / 5,000-hour warranty

The power behind it all.

**ISUZU**  
DIESEL

# Isuzu Diesel Engines



## 4LE1T

Generator: 41 HP @ 1800 RPM

Industrial Drive: 62 HP @ 2500 RPM

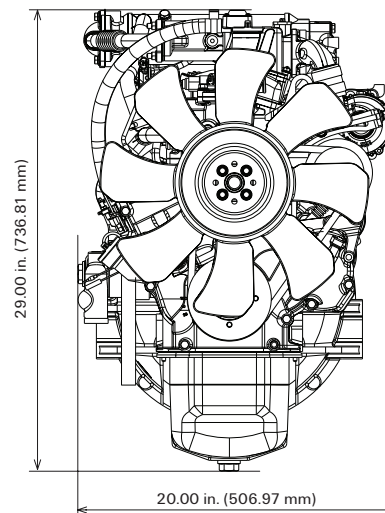
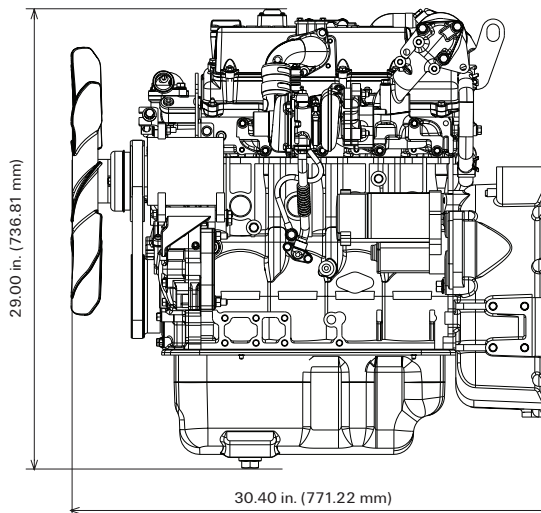
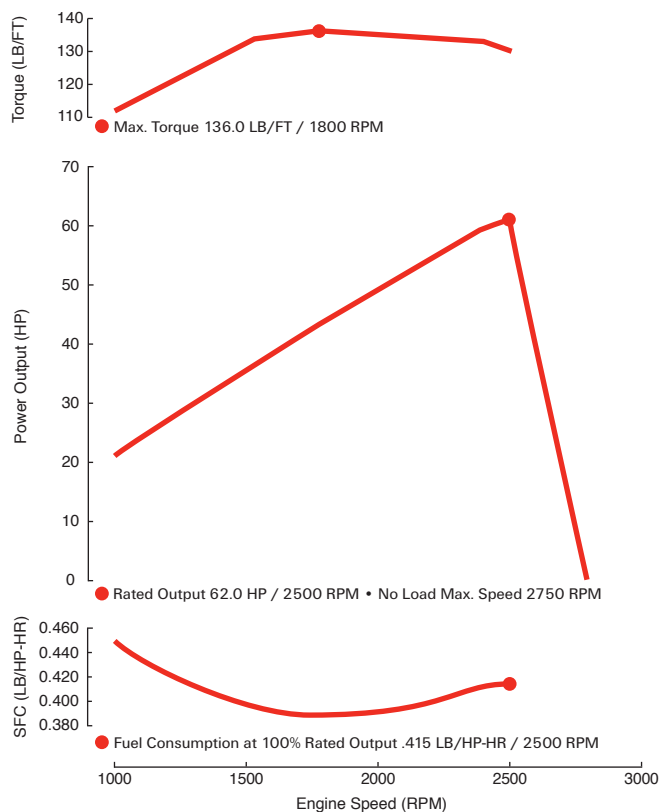
### Standard features:

- U.S. EPA Tier 4 Interim
- Displacement: 2.2 L
- Turbo charged with cooled EGR
- Peak torque: 136.0 LB/FT @ 1800 RPM
- Fuel consumption: .415 LB/HP-HR
- Flywheel housing: SAE 4 & 5
- Electric & self-priming fuel lift pump
- 12V and 24V available
- Glow plug starting aid
- High angularity oil pan
- 250-hour service intervals
- 5-year / 5,000-hour warranty

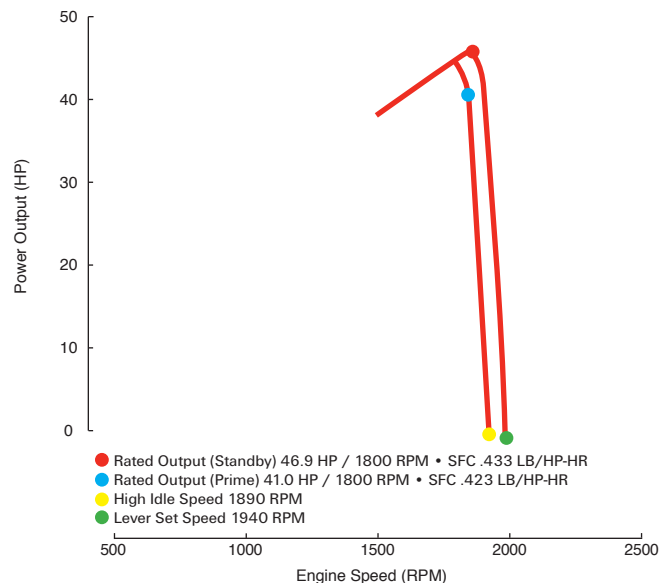
The power behind it all.

**ISUZU**  
DIESEL

### 4LE1T Industrial Performance Curves:



### 4LE1T Genset Performance Curves:



### Available options:

- Cooling system
- Air cleaner
- Exhaust system
- Front and rear mounts
- Skid base
- Instrument panel & extension harness
- Custom power unit

### Horsepower comparison:

Engine Model	Cylinders	Displacement (L)	HP Range
4LE1	4	2.2	30-50
4LE1T	4	2.2	40-60
4JJ1T	4	3.0	65-90

For additional information, please contact your local distributor or visit [www.isuzuengines.com](http://www.isuzuengines.com)

### Isuzu Motors America, LLC

46401 Commerce Center Drive  
 Plymouth, Michigan 48170  
 Phone: 734.582.9470  
 Fax: 734.455.7581

ILS-4LE1T-C

[www.isuzuengines.com](http://www.isuzuengines.com)